

HOLIDAY HOMEWORK

CLASS -2

NOTE

1)All the work to be done in separate note book .

2)Parents are requested only to guide their children while doing the work.

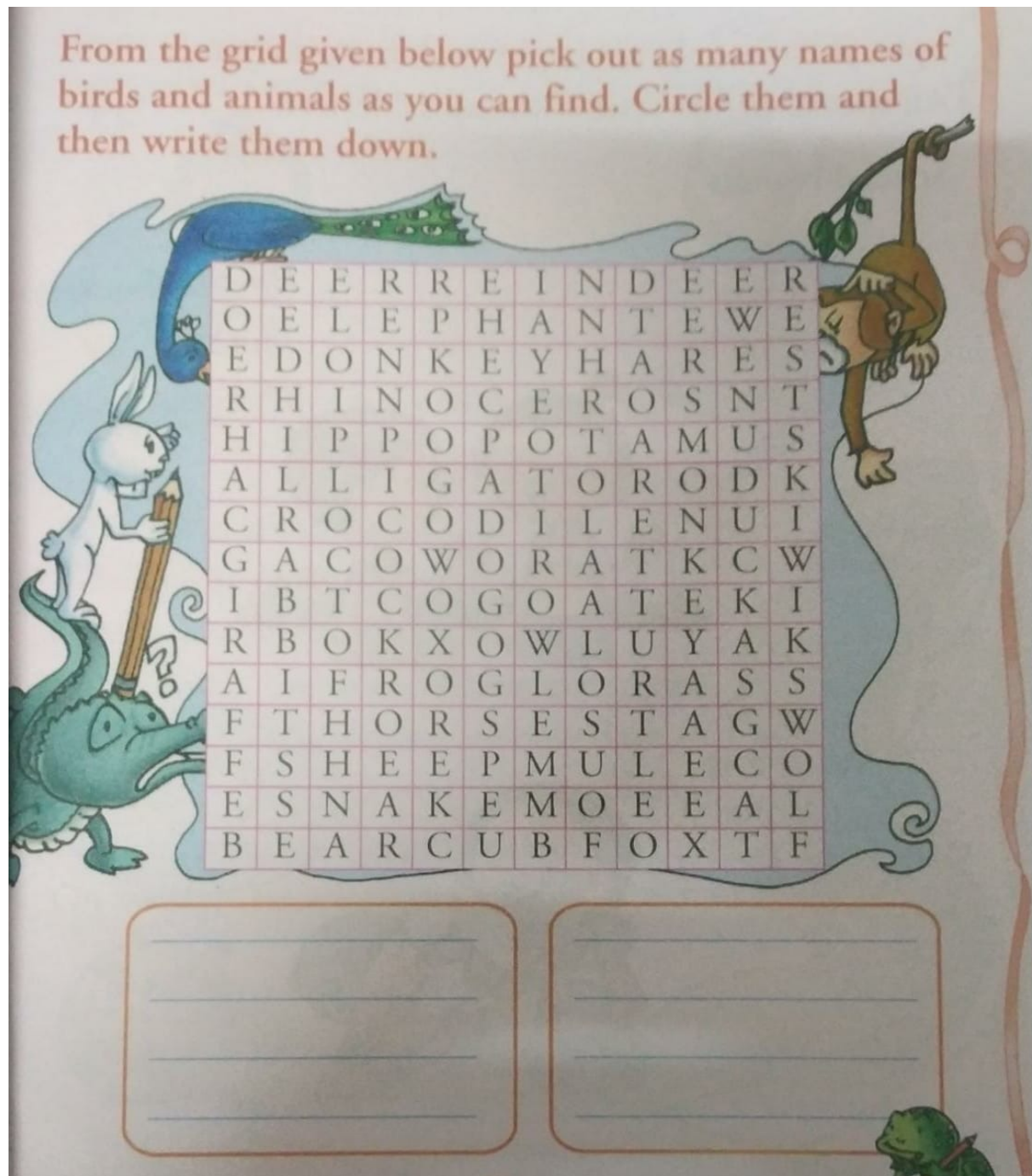
ENGLISH

1) Write one page of writing everyday .


2) Read a short story based on values and morals .Write 4-5 sentences telling us why did you like the story .

At the end write the moral of the story you read.

From the grid given below pick out as many names of birds and animals as you can find. Circle them and then write them down.



D	E	E	R	R	E	I	N	D	E	E	R
O	E	L	E	P	H	A	N	T	E	W	E
E	D	O	N	K	E	Y	H	A	R	E	S
R	H	I	N	O	C	E	R	O	S	N	T
H	I	P	P	O	P	O	T	A	M	U	S
A	L	L	I	G	A	T	O	R	O	D	K
C	R	O	C	O	D	I	L	E	N	U	I
G	A	C	O	W	O	R	A	T	K	C	W
I	B	T	C	O	G	O	A	T	E	K	I
R	B	O	K	X	O	W	L	U	Y	A	K
A	I	F	R	O	G	L	O	R	A	S	S
F	T	H	O	R	S	E	S	T	A	G	W
F	S	H	E	E	P	M	U	L	E	C	O
E	S	N	A	K	E	M	O	E	E	A	L
B	E	A	R	C	U	B	F	O	X	T	F

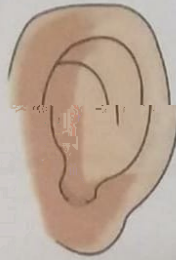


See the pictures and fill the correct vowels.


a e i o u



B _ t



E _ r



K _ te



_ ron




H _ n



B _ s



L _ tus



S _ n



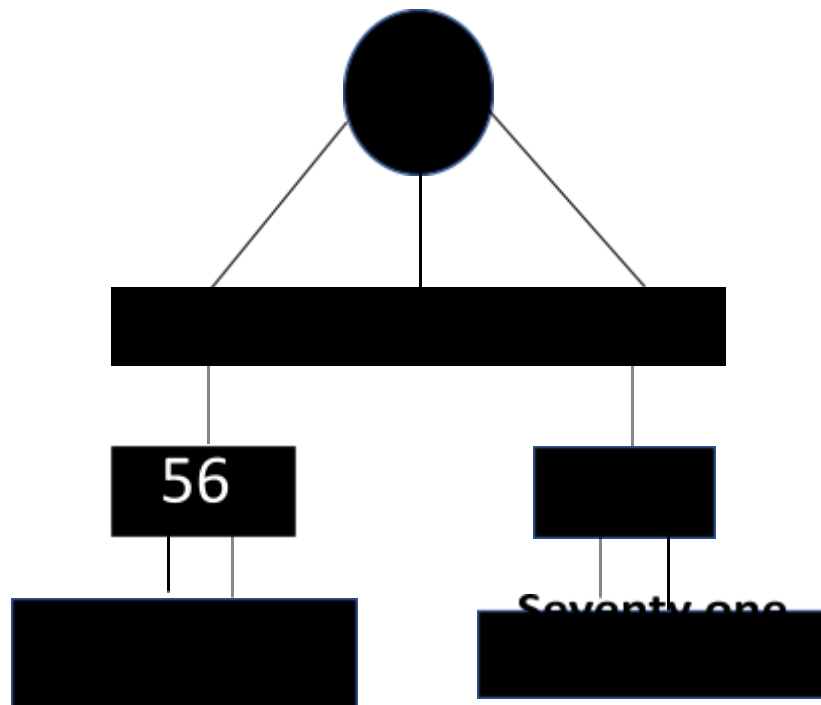
B _ g

Hindi : अखबार व पुस्तक से अ से ओँ मात्राओं के दो-दो शब्द खोज कर लिखो ।

म	चौ	की	प
कौ	स	ती	ज
ए	खि	लौ	ना
को	टो	क	री
ट	क	मो	टा
ड़ी	री	भो	पो
ए	स	क	च


MATHEMATICS

- 1) Learn and write tables 2 to 10.
- 2) Use your creativity to make a wall hanging with waste materials like card boards, match boxes etc. It should depict any two numbers and number name (upto 100) as shown in the picture:-



EVS

1) Write parts of the body.



Our Body Parts

Match these parts with name and write the correct number of parts do we have.



EYE

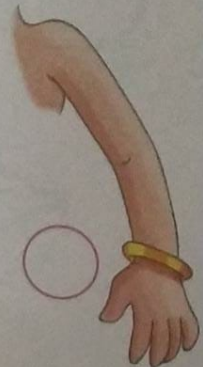
LEG

HAND

NOSE

ARM

EAR



ALL ABOUT ME!

My name is...
I am _____ years old.

I was born on...
I live in...

When I grow up,
I want to be a...

My favorite color is...

My favorite
number is...

My favorite
animal is...

My favorite
food is...

I like to...

GK

- 1) Paste picture of Prime Minister of India, President of India and Chief Minister of your state (Delhi)**

ART

Make a face mask using foam sheet /cloth/paper and decorate it .

COMPUTER

- 1) Draw a picture of a computer and label its parts.**
- 2) Write the four features of computer.**

- 3) Name the places where computers are used.**
- 4) What can you do with the help of a computer. (Do it in any rough copy)**