

BHAI JOGA SINGH PUBLIC SCHOOL



**HOLIDAY HOMEWORK
CLASS - NURSERY**

NAME - _____

PARENTS CORNER

To keep your little ones indoors in the current scenario and to utilize their time with constructive and creative activities that would help the children to learn new concept and revise the previous ones, Here are some tips for the parents to engage their kids regularly:

- Children love listening stories, read stories aloud to them regularly. Help the children to talk about pictures. Encourage your child in the following activities for enhancement of fine motor skills-colouring/ playing with clay or dough/ sorting of pulses or breads/scribbling on newspaper.
- Encourage your child to use Magic words-Thank you ,sorry and please.
- Wake up early as sun rises. Love nature and nature will love you back.
- Encourage your child to converse in English
Like my name is ____, I am ____ year old, may I drink water, can I come Etc.

CLICK PICTURES WHILE YOU AND YOUR CHILD ARE DOING THE ACTIVITIES AND PASTE THE ACTIVITIES PICTURES IN THE CRAFT BOOK



ACTIVITIES

NON FIRE COOKING

1) LEMONADE

Ingredients :5 lemons, 1/2 cup sugar, 3 cups water, ice

Help your child to cut the lemons in half. Squeeze the juice from the lemons into a bowl and pour through a strainer to remove seeds. Add sugar and water to the lemon juice and stir until the sugar is completely dissolved. Put the lemonade in the fridge to chill. Serve with ice and lemon slice.

2) TEDDY BEAR TOAST

STEPS: Take 2 slice of toasted bread, then apply peanut butter/chocolate sauce/melted chocolate on the slice. Then apply chocolate piece and cut piece banana on the slice. Your teddy bear toast are ready to be eaten.

TAKE THE PICTURES WHILE DOING BOTH THE ACTIVITY AND PASTE IN THE CRAFT BOOK

WORLD ENVIRONMENT DAY

Every year the world Environment Day is celebrated on 5th June to spread awareness, to encourage people, to take action and to protect the environment.

- Lets germinate seeds in a small pot, water them daily and observe then grow into a plant.
- Label the pot and bring it to school after vacation.

Click the photograph while watering the plant and paste pictures in the craft book.

FATHER'S DAY (18th June 2023)

"A Dad is someone who holds you when you cry, scolds you when you break the rules, shines with pride when you succeed and has faith in you when you fail"

Make a beautiful craft item on the occasion of Father's Day and Paste the pictures and craft work in the craft book.

(For craft, take the help from the given links)

<https://youtube.be/JRQ-oSFQ8ZA>

<https://youtube.be/vRNF1MWHFBQ>

<http://youtube.be/XKC68Y7PVeU>

WORLD'S YOGA DAY (21ST JUNE 2023)

- Do different yoga asana under the supervision of your parent.
- Click photograph while doing yoga.
- Paste the photograph in the craft book.

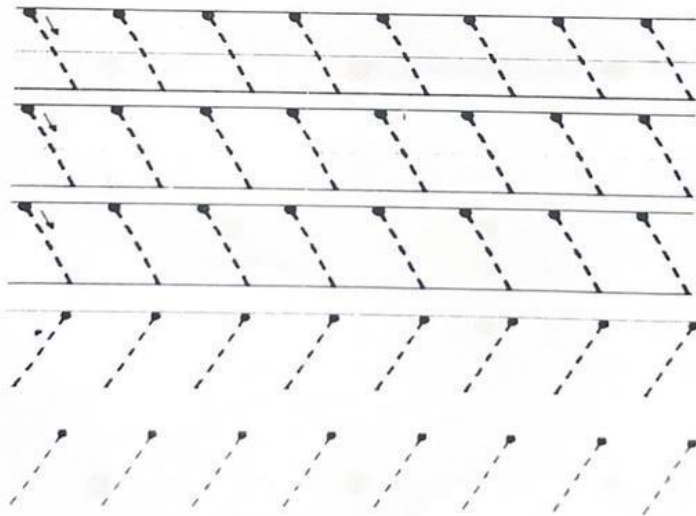
CLASS: NURSERY
SUBJECT: ENGLISH

Name: _____

Date: _____

SLANTING LINES

➤ Colour the picture and trace the dotted lines from top to bottom.




CLASS: NURSERY
SUBJECT: ENGLISH

Name: _____

Date: _____

Sleeping Lines

Join the dots to draw Sleeping Lines.




CLASS: NURSERY
SUBJECT: ENGLISH

Name: _____

Date: _____


Standing Lines

Join the dots to draw Standing Lines.



Trace and write the alphabet

L



Lion



Lock



Lamp


L	L	L	L	L	L

Trace and write the alphabet

T



Tiger



Tortoise




Tomato

T	T	T	T	T	T

Trace and write the alphabet

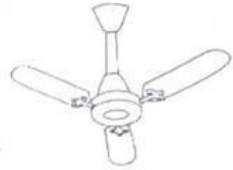
F



Flower



Fish



Fan


F	F	F	F	F	F

Trace and write the alphabet

E



Envelope






Elephant



Egg

E	E	E	E	E	E

LETTER -H



CLASS: NURSERY

SUBJECT : ENGLISH

Write the First Letter of the pictures







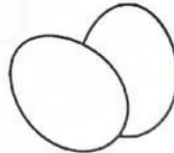










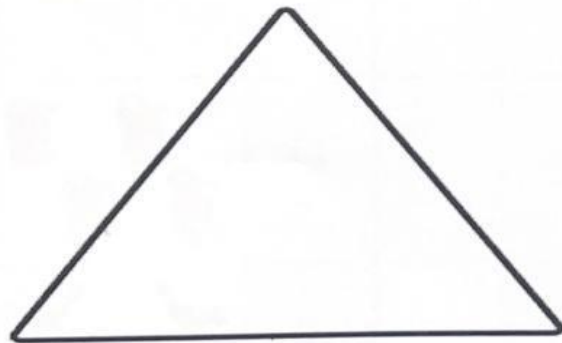












SUBJECT :MATHS

**SHAPES: CUT AND PASTE DIFFERENT COLOUR
ORIGAMI SHEET ON DIFFERENT SHAPES**




Write Numbers (1-5)




	1				
	2				
	3				
	4				
	5				

Count and Match


5




1




4



3



2



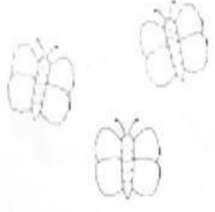



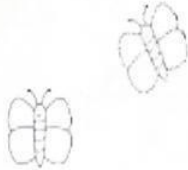



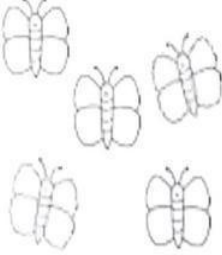
Numbers 1-5

Name _____





How Many?
and
Count Write the number




 <input data-bbox="479 840 560 955" type="text"/>	 <input data-bbox="730 840 812 955" type="text"/>	 <input data-bbox="998 840 1079 955" type="text"/>
 <input data-bbox="479 1260 560 1375" type="text"/>	 <input data-bbox="730 1260 812 1375" type="text"/>	 <input data-bbox="998 1260 1079 1375" type="text"/>
 <input data-bbox="479 1680 560 1795" type="text"/>	 <input data-bbox="730 1680 812 1795" type="text"/>	 <input data-bbox="998 1680 1079 1795" type="text"/>

Count and write the numbers




NAME: _____


COUNT AND ENCIRCLE THE CORRECT NUMBER.




1 2 3 4 5




1 2 3 4 5



1 2 3 4 5



1 2 3 4 5



1 2 3 4 5


स्वर अ में गोला लगाएं



अनार



अनानास




स्वर अ में गोला लगाएं



अनार



अनानास



अ



अनार



अमरूद

अ अ अ अ अ अ अ

अ अ अ अ अ अ अ

अ अ अ अ अ अ अ

अ अ अ अ अ अ अ

अ अ अ अ अ अ अ

अ अ अ अ अ अ अ

Name:.....

Date:.....

आ - (AA)

A as in Accident



आम

Aam
(Mango)

Steps to write the letter "आ"

3	3	3	3	आ	आ
---	---	---	---	---	---

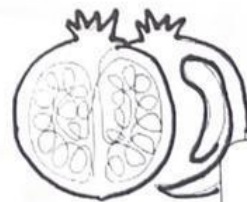
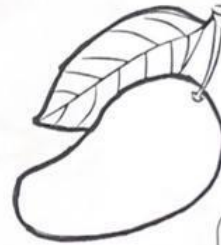
आ	आ	आ	आ	आ	आ	आ
---	---	---	---	---	---	---

आ	आ	आ	आ	आ	आ	आ
---	---	---	---	---	---	---

Date _____

Topic: स्वर

चित्रों को पहचानकर उनके नाम का पहला अक्षर अ या आ लिखें ।



THUMB PAINTING

अ




CLASS: NURSERY
SUBJECT: E.V.S.

Name: _____

Date: _____


Are you a Boy or Girl? Colour the one you are.



CLASS -NURSERY
CREATIVE WORKSHEET

PAPER TEARING ACTIVITY

Let's get creative! Tear and paste bits of paper and decorate the Mango.



YUMMY AND JUICY MANGO!

CLASS -NURSERY


SUBJECT: EVS

NAME _____

DATE _____

MY BEAUTIFUL HOUSE AND MY LOVELY FAMILY

Decorate the house and paste the pictures of our family members




CLASS: NURSERY
CREATIVE WORKSHEET

Name: _____

Date: _____

STICKING/PASTING ACTIVITY (Bindis)

- Stick bindis of different colours on the picture and also colour it to make it more beautiful.



CLASS: NURSERY
SUBJECT: E.V.S.

Name: _____

Date: _____



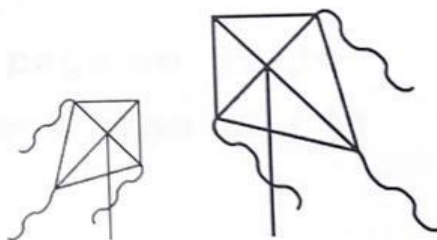
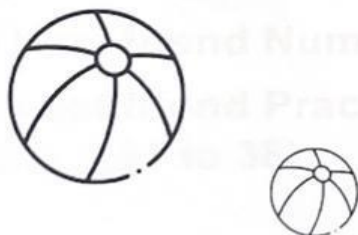

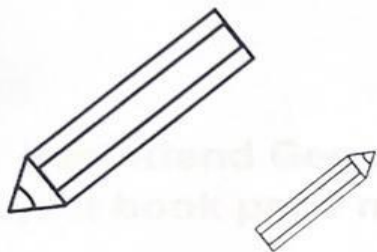
MY BODY

- Draw a line from each body part on the left side of the page to the matching body part picture on the right.



Big Or Small

Colour the BIG objects with Red colour and small objects with Blue colour



RECAPITULATION FROM BOOK WORK

ENGLISH

My best friend Alphabet Book page no. (63 to 71)

EVS

**My best friend General Awareness
Project book page no. (14 to 17), (28 to 31)**

MATHS

My best friend Numeracy page no. 33, 34

My best friend Practice book page no. (11 to 13) , (33 to 38)

HINDI

Page no. 20,21



THANK
YOU